

# ENVIRONMENTAL PRODUCT DECLARATION



## Wall Tile

In accordance with ISO 14025 and EN 15804:2012+A2:2019 for



Programme:  
The International EPD® System  
[www.environdec.com](http://www.environdec.com)

Programme Operator:  
EPD International AB

Local Operator:  
EPD Turkey

S-P Code:  
S-P-04102

Publication Date:  
2022.01.07

Validity Date:  
2027.01.06

# Programme Information

## Environmental Product Declarations

### Programme

EPD Turkey. managed and run by:

#### SÜRATAM

Turkish Centre for Sustainable Production  
Research & Design. [www.suratam.org](http://www.suratam.org)  
Nef 09 B Blok No:7/15 34415  
Kagithane/Istanbul. Turkey  
[www.epdturkey.org](http://www.epdturkey.org)  
[info@epdturkey.org](mailto:info@epdturkey.org)

The International EPD® System

#### EPD International AB

Box 210 60 SE-100 31  
Stockholm. Sweden

[www.environdec.com](http://www.environdec.com)  
[info@environdec.com](mailto:info@environdec.com)

Product Category Rules (PCR): 2019:14 Version 1.11. 2021-02-05. Construction Products and  
CPC 54 Construction Services. EN 15804:2012 + A2:2019 Sustainability of Construction Works

Independent third-party verification of the declaration and data. according to ISO  
14025:2006:

EPD process certification

EPD verification


Third party verifier: Prof. Vladimír Kocí

Approved by: The International EPD® System

Procedure for follow-up of data during EPD validity involves third party verifier:

Yes No

*The EPD owner has the sole ownership, liability, and responsibility for the EPD. EPDs within the same product category but from different programmes may not be comparable. EPDs of construction products may not be comparable if they do not comply with EN 15804.*



# About the Company

## Environmental Product Declarations

GRANİSER GRANİT SERAMİK A.Ş. was established in 1997 by focusing on infrastructure, technology, design and quality standards. The company has grown rapidly with the innovations it has brought to the sector and has become one of Turkey's leading ceramic tile manufacturers aiming for excellence in customer care.

The Head Office of GRANİSER GRANİT SERAMİK A.Ş. is in İzmir/ Turkey. The production facility is located in Akhisar / Manisa Organized Industrial Zone, which is 1 kilometer distance to the İzmir-Istanbul highway. The production facility established on an area of 275 decares and the factory has an annual production capacity of 22 million square meters. The double-fired wall tiles, floor tiles and glazed porcelain tiles in various sizes and designs are produced with 11 kilns and 20 production lines.

Our company has a strong distribution channel with over 40 authorized dealers in the Turkish market. Meanwhile it continues to increase its strength in the foreign market day by day with its exports to more than 60 countries. The needs of all markets, especially Israel, UK, USA and Germany, are met with a product portfolio that is constantly renewed and follows the trends closely. Our company continues to be the center of attention with its products that leading the sector in Unicera and Cersaie fairs with more than 40 new designs every year.

Graniser Seramik was awarded the 1st place prize for ten consecutive times that exports the most in the sector at the "Stars of Export" award ceremony organized by the Aegean Exporters' Association.

Graniser Seramik, which carries many novelties in the ceramic industry, continues its goal of creating products that are as real as natural with the motto of "In Pursuit of Perfection" within the framework of the principle of sustainable management of environment and energy resources.

GRANİSER GRANİT SERAMİK A.Ş. which exhibits its stance on providing quality products and unlimited customer satisfaction with ISO 9001 Quality Management System and ISO 10002 Customer Satisfaction Management System certificates, has adopted the manufacture of products by preserving and increasing the value of the products, while reducing the use of raw materials, energy consumption and waste generation at the production stage as the general principle of production.

Our company has been registered with Zero Waste, ISO 14001 Environmental Management System and ISO 50001 Energy Management system certificates to realize sustainable production by using reliable and healthy processes and systems for employees, society and consumers that do not pollute the nature, protect natural resources at every step from the first stage of the product to its presentation to the consumer.

The security sought in processes such as the health and safety of employees and visitors, the management of warehouse shipping areas, the physical security of the factory, loading operations, electronic data circulation and logistics have been provided with the implementation of the ISO 45001 Occupational Health and Safety Management System.

Our company protects information resources and increases the awareness of employees and related parties with the ISO 27001 Information Security Management System based on the fact that it is not possible to protect information security and business continuity with only technical measures, also needs to provide precautions and audits.

GRANİSER GRANİT SERAMİK A.Ş. is audited by the Turkish Standards Institute ( TSE ) every year in accordance with the Turkish and European Standards with TS EN 14411 Ceramic Tiles" and "TSE Double Star" certificates. CE and UKCA labels are used on the products. LCA report and Product Carbon Footprint documents in compliance with ISO 14040/44, EN15804-A2:2019 and EN 16903 have been obtained to take place in Leed and Breeam Green Building projects. Our ISO 14025 EPD Environmental Product Statements have been published on the ECO-Platform for wall tiles, floor tiles and ceramic products.

GRANİSER GRANİT SERAMİK A.Ş. owes its rapid and successful rise to its qualified and devoted employees. It supports the continuous training and development with the motto "Together We are Stronger".



# Product Information

## Environmental Product Declarations



### Composition

Graniser Wall Tile is produced from kaolin, clay, feldspar and calcite. The distribution of the composition is given in the table.

After production, the final products are packed. Products are packaged with recycleable cardboards and plastics.

UN CPC code for Graniser Wall Tiles is 37310.

Raw Material	%
Kaolin	15-20
Clay	40-50
Calcite	5-10
Feldspar	30-35

### Manufacturing


Ceramic tile produced from clays and/or other inorganic raw materials. Tiles are pressed by dry-pressing at room temperature followed by drying and firing at temperatures sufficient to develop the required technical properties. Ceramic tiles manufactured through a defined process and featuring a specific water absorption.

### Applications

Houses, office and administration buildings, business and shopping centers, hotels and any type of building.

# Product Information

## Technical Specifications

	WALL TILES	
	TS EN 14411:2016 ANNEX L. GROUP BIII	GRANISER CERAMICS
<b>LENGTH AND WIDTH</b>	N ≥ 15 cm - Max. ± 2 mm	N ≥ 15 cm - Max. ± 1.8 mm
<b>THICKNESS</b>	N ≥ 15 cm - Max. ± 0.5 mm	N ≥ 15 cm - Max. ± 0.5 mm
<b>STRAIGHTNESS OF SIDES</b>	N ≥ 15 cm - Max. ± 1.5 mm	N ≥ 15 cm - Max. ± 1.5 mm
<b>RECTANGULARITY</b>	N ≥ 15 cm - Max. ± 2.0 mm	N ≥ 15 cm - Max. ± 1.8 mm
<b>SURFACE FLATNESS</b>	Centre curvature: N ≥ 15 cm -1.50 /+2.00 mm Edge curvature: N ≥ 15 cm -1.50 /+2.00 mm Warpage: N ≥ 15 cm -2.00 /+2.00 mm	Centre curvature: N ≥ 15 cm -1.20 /+1.80 mm Edge curvature: N ≥ 15 cm -1.20 /+1.80 mm Warpage: N ≥ 15 cm -1.80 /+1.80 mm
<b>WATER ABSORPTION ( E<sub>v</sub> )</b>	" E <sub>v</sub> > 10 % Individual min. 9 %"	" E <sub>v</sub> > 10 % Individual min. 9 %"
<b>MODULUS OF RUPTURE ( N/mm<sup>2</sup> )</b>	Average 12 N / mm <sup>2</sup>	Average 15 N / mm <sup>2</sup>
<b>BREAKING STRENGTH. FOR:</b> a) Thickness ≥ 7.5 mm b) Thickness < 7.5 mm	Not less than 600 N Not less than 200 N	> 600 N > 200 N
<b>THERMAL SHOCK RESISTANCE</b>	Pass	Passed
<b>CRAZING RESISTANCE IN GLAZED TILES</b>	Pass	Passed
<b>FROST RESISTANCE</b>	Pass	Passed
<b>BOND STRENGTH/ADHESION</b>	Declared value(s)	> 0.5 N/ mm <sup>2</sup>
<b>REACTION TO FIRE</b>	(Class A1 or A1FL) I	Class A1FL
<b>RESISTANCE TO STAINING GLAZED TILES</b>	Min. Class 3	Min. Class 3
<b>RESISTANCE TO HOUSEHOLD CHEMICALS</b>	Min. Class B	Min. Class B
<b>RELEASE OF DANGEROUS SUBSTANCES</b> a) Cadmium (in mg/dm <sup>2</sup> ) b) Lead (in mg/dm <sup>2</sup> )	Declared value(s) Declared value(s)	< 0.005 mg/dm <sup>2</sup> < 0.005 mg/dm <sup>2</sup>

# LCA Information

Enviromental **P**roduct **D**eclarations

Declared Unit	1 m <sup>2</sup> of Ceramic Wall Tile (17.5 kg)
Time Representativeness	2020
Database(s) and LCA Software Used	Ecoinvent 3.5. SimaPro 9.1

The inventory for the LCA study is based on the 2020 production figures for Graniser Wall Tiles.

This EPD's system boundary is cradle to grave. The results of the LCA with the indicators as per EPD requirement are given in the following tables for product manufacture (A1, A2, A3), construction process stage (A4, A5), use stage (B2,B3,B4,B5), end of life stage (C1, C2, C3, C4) and benefits and load stage (D).

The system boundaries in tabular form for all modules are shown in the table below.

	Product Stage			Constru- tion Process Stage		Use Stage							End of Life Stage			Benefits and Loads	
	Raw Material Supply	Transport	Manufacturing	Transport	Construction Installation	Use	Maintenance	Repair	Replacement	Refurbishment	Operational Energy Use	Operational Water Use	Deconstruction. demolition	Transport	Waste Processing		Disposal
Module	A1	A2	A3	A4	A5	B1	B2	B3	B4	B5	B6	B7	C1	C2	C3	C4	D
Modules Declared	X	X	X	X	X	X	X	X	X	X	X	X	X	X	X	X	X
Geography	TR	TR	TR	GLO	GLO	GLO	GLO	GLO	GLO	GLO	GLO	GLO	GLO	GLO	GLO	GLO	GLO
Specific Data Used	90%	90%	90%	90%	90%	-	-	-	-	-	-	-	-	-	-	-	-
Variation - products	NR					-	-	-	-	-	-	-	-	-	-	-	-
Variation - Sites	NR					-	-	-	-	-	-	-	-	-	-	-	-

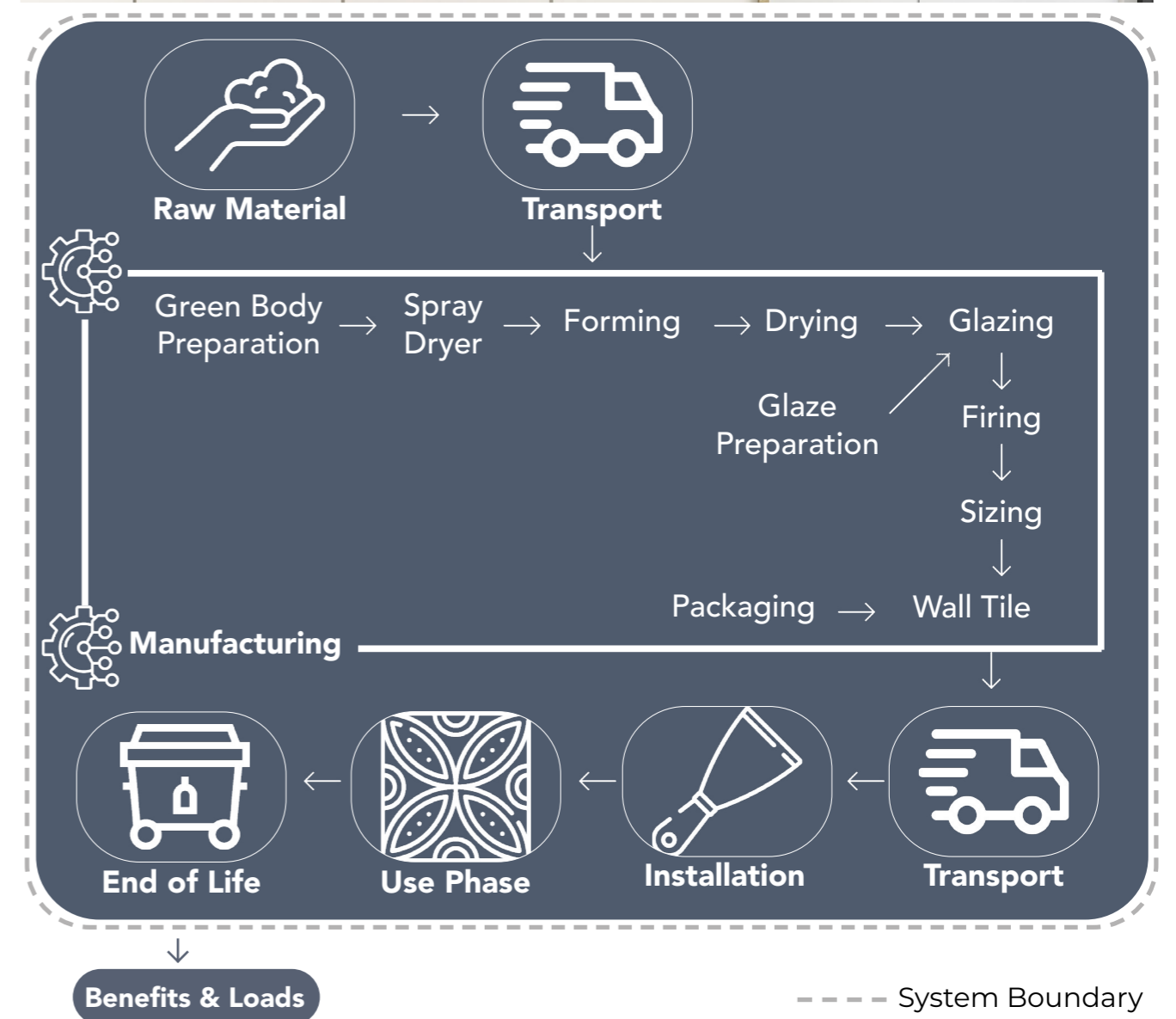
Description of the system boundary (X = Included in LCA, NR: Not Relevant)

Note: The LCA was modelled for specific product at plant so there is no variation.

Note: All primary data is taken from Graniser Manisa Plant and Ecoinvent was used for secondary data.

# System Boundary

Enviromental **P**roduct **D**eclarations



**A1:** Raw Material Supply includes raw material extraction and pre-treatment processes before production. For ceramic wall tiles, production starts with raw materials.

**A2:** Transportation to Production Site is relevant for delivery of raw materials to the plant and forklift usage within the factory.

**A3:** Manufacturing stages include production of granules by spray drying, forming, drying, glazing, firing and packaging. Transport is only relevant for delivery of raw materials to the plant and forklift usage within the factory.

**A4:** Transport From the Gate to the Site stage involves transportation of wall tiles to the construction site.

**A5:** Installation stage includes the adhesive mortar and water usage in the construction site. For 1 m<sup>2</sup> wall tile installation; 6 kg mortar and 1.5 L water usage was assumed.

**B1:** Use Stage concerns emissions into environment. Wall tiles are inert materials, so during the use stage, they do not cause any emissions.

**B2:** Maintenance Stage includes cleaning of tiles with water and detergent. Graniser advises to use detergent containing stain remover or neutral low sulphate and rinse with tap water after cleaning. 0.2 mL detergent and 0.1 L water use is assumed to wash 1 m<sup>2</sup> ceramic tiles. Maintenance cycle of wall tiles is 4 times a year.

**B3:** Repair: Graniser wall tiles require no repairing during the use phase and therefore no impacts should be declared in module B3.

**B4:** Replacement: Graniser wall tiles require no replacement during the use phase and therefore no impacts occurred in this module.

**B5:** Refurbishment: Graniser wall tiles require no refurbishment during the use phase and therefore no impacts have occurred in this module.

**B6:** Operational Energy Use is not required in the use stage.

**B7:** Operational Water Use is not required in the use stage.

**C1:** Deconstruction and Demolition at the end of RSL is usually conducted with a selective deconstruction/ demolition. The environmental impacts generated during this phase are very low and therefore can be neglected.

**C2:** Transport includes the transportation of the discarded tiles and adhesive mortar to final disposal. Average distance from demolition site to inert landfill site for final disposal is assumed to be 50 km.

**C3:** Waste Processing concerns crushing of discarded ceramic tiles before recycle or reuse. The environmental impacts generated during the C3 phase are very low and therefore can be neglected.

**C4:** Disposal is the final stage of product life. Wall tiles end up at construction and demolition waste landfills as their final fate and modelled as such in this LCA.

**D:** Benefits and Loads stage includes calculation of inert filler benefits and recycling of packaging materials specified in the disposal stage.

### Goal and Scope

Evaluation of environmental impacts for 1 m<sup>2</sup> average wall tiles from cradle to grave.

### System Boundary

The system boundary covers A1 - A3 product stages referred to as 'Raw material supply', 'Transport' and 'Manufacturing', A4 - A5 'Construction', B1 - B7 'Use', C1 - C4 'End of life' and benefits and load (D) stages.

### Background Data

Ecoinvent database (Ver.3.5) ([www.ecoinvent.org](http://www.ecoinvent.org))

### Data Quality

Raw materials, energy and water consumption, waste, material and product transport data is primary data collected from Graniser.

### Period Under Review

All primary data collected from Graniser is for the period year of 2020.

### REACH Regulation

No substances included in the Candidate List of Substances of Very High Concern for authorization under the REACH regulations are present in this product either above the threshold for registration with the European Chemicals Agency or above 0.1% (wt/wt).

### Allocations

No allocation was performed for this EPD. There are no coproducts in the production of wall tiles. Hence, there is no need for co-product allocation. Transport is allocated according to tonnages for raw materials bought by Graniser. Similarly, water consumption and energy consumption are also allocated according to the production figures.

### Cut-Off Criteria

1% cut-off applied. Data for elementary flows to and from the product system contributing to a minimum of 99% of the declared environmental impacts have been included.

### Geographical Scope

The geographical scope of this EPD is global.



LCA Results

Environmental Impacts for 1 m<sup>2</sup> of  
**Graniser Wall Tile**

Impact Category	Unit	A1-A3	A4	A5	B1	B2	B3	B4	B5	B6	B7	C1	C2	C3	C4	D
GWP - Fossil	kg CO <sub>2</sub> eq	11.5	0.930	8.05	0	3.86E-04	0	0	0	0	0	0	0.225	0	0.320	-0.675
GWP - Biogenic	kg CO <sub>2</sub> eq	-0.092	353.7E-6	0.034	0	-0.001	0	0	0	0	0	0	25.5E-6	0	0.128	-0.001
GWP - Luluc	kg CO <sub>2</sub> eq	0.013	319.9E-6	0.006	0	0.001	0	0	0	0	0	0	79.3E-6	0	125E-6	-339E-6
GWP - Total	kg CO <sub>2</sub> eq	11.4	0.931	8.09	0	2.49E-04	0	0	0	0	0	0	0.225	0	0.448	-0.676
ODP	kg CFC-11 eq	0.000	206E-9	7.61E-07	0	5.27E-11	0	0	0	0	0	0	49.7E-9	0	102E-9	-137E-9
AP	mol H+ eq	0.033	0.008	0.051	0	4.50E-06	0	0	0	0	0	0	907E-6	0	0.003	-0.006
EP - Fresh-water	kg P eq	0.002	84.6E-6	0.003	0	1.67E-07	0	0	0	0	0	0	20.3E-6	0	95.6E-6	-108E-6
*EP - Fresh-water	kg PO <sub>4</sub> eq	0.008	259E-6	0.009	0	5.12E-07	0	0	0	0	0	0	62.2E-6	0	293E-6	-331E-6
EP - Marine	kg N eq	0.007	0.002	0.008	0	4.48E-06	0	0	0	0	0	0	255E-6	0	1.1E-3	-0.002
EP - Terrestrial	mol N eq	0.078	0.021	0.087	0	1.60E-05	0	0	0	0	0	0	0.003	0	0.010	-0.019
POCP	kg NMVOC	0.022	0.006	0.029	0	2.52E-06	0	0	0	0	0	0	855E-6	0	0.003	-0.005
ADPE	kg Sb eq	17.3E-6	2.2E-6	4.15E-6	0	1.82E-09	0	0	0	0	0	0	881E-9	0	393E-9	-1.92E-6
ADPF	MJ	154	13.9	113	0	0.004	0	0	0	0	0	0	3.35	0	7.634	-9.95
WDP	m <sup>3</sup> depriv.	3.09	0.094	4.69	0	0.006	0	0	0	0	0	0	0.023	0	0.328	-1.09
PM	disease inc.	282E-9	57.4E-9	4.56E-9	0	7.03E-11	0	0	0	0	0	0	13.9E-9	0	49.7E-9	-58.4E-9
IR	kBq U-235 eq	0.468	0.070	0.512	0	2.54E-05	0	0	0	0	0	0	0.016	0	0.037	-0.056
ETP - FW	CTUe	102	9.85	222	0	0.039	0	0	0	0	0	0	2.49	0	5.42	-8.30
HTTP - C	CTUh	2.4E-9	295E-12	9.70E-9	0	9.43E-13	0	0	0	0	0	0	81.7E-12	0	189E-12	-465E-12
HTTP - NC	CTUh	84.0E-9	10.6E-9	233E-9	0	2.10E-11	0	0	0	0	0	0	2.8E-9	0	4.1E-9	-9.77E-9
SQP	Pt	37.8	7.89	330	0	0.040	0	0	0	0	0	0	1.94	0	16.8	-6.79
Acronyms	GWP-total: Climate change-fossil. GWP- biogenic. Climate change - land use and transformation. ODP: Ozone layer depletion. AP: Acidification terrestrial and freshwater. EP-freshwater. Eutrophication freshwater. EP-marine: Eutrophication marine. EP-terrestrial: Eutrophication terrestrial. POCP: Photochemical oxidation. ADPE: Abiotic depletion - elements. ADPF: Abiotic depletion - fossil resources. WDP: Water scarcity. PM: Respiratory inorganics - particulate matter. IR: Ionising radiation. ETP-FW: Ecotoxicity freshwater. HTP-c: Cancer human health effects. HTP-nc: Non-cancer human health effects. SQP: Land use related impacts. soil quality.															
Legend	A1: Raw Material Supply. A2: Transport. A3: Manufacturing. A1-A3: Sum of A1, A2, and A3. A4: Transport to Site. A5: Installation. B1: Use. B2: Maintenance. B3: Repair. B4: Replacement. B5: Refurbishment. B6: Operational Energy Use. B7: Operational Water Use C1: De-Construction. C2: Waste Transport. C3: Waste Processing. C4: Disposal. D: Benefits and Loads Beyond the System Boundary.															
Disclaimer 1	This impact category deals mainly with the eventual impact of low dose ionizing radiation on human health of the nuclear fuel cycle. It does not consider effects due to possible nuclear accidents, occupational exposure nor due to radioactive waste disposal in underground facilities. Potential ionizing radiation from the soil, from radon and from some construction materials is also not measured by this indicator.															
Disclaimer 2	The results of this environmental impact indicator shall be used with care as the uncertainties on these results are high or as there is limited experienced with the indicator.															
*Disclaimer 3	EP-freshwater: This indicator has been calculated as "kg P eq" as required in the characterization model. (EUTREND model. Struijs et al. 2009b. as implemented in ReCiPe; <a href="http://eplca.jrc.ec.europa.eu/LCDN/developerEF.xhtm">http://eplca.jrc.ec.europa.eu/LCDN/developerEF.xhtm</a> )															

Climate Impact for 1 m<sup>2</sup> of  
**Graniser Wall Tile**

Indicator	Unit	A1-A3	A4	A5	B1	B2	B3	B4	B5	B6	B7	C1	C2	C3	C4	D
GWP-GHG*	kg CO <sub>2</sub> eq	11.3	0.922	7.87	0	998E-6	0	0	0	0	0	0	0.223	0	0.363	-0.667
Acronyms	GWP-GHG = Global Warming Potential total excl. biogenic carbon following IPCC AR5 methodology															
*Disclaimer 1	The indicator includes all greenhouse gases included in GWP-total but excludes biogenic carbon dioxide uptake and emissions and biogenic carbon stored in the product. This indicator is thus equal to the GWP indicator originally defined in EN 15804:2012+A1:2013															

Resource Use for 1 m<sup>2</sup> of  
**Graniser Wall Tile**

Impact Category	Unit	A1-A3	A4	A5	B1	B2	B3	B4	B5	B6	B7	C1	C2	C3	C4	D
PERE	MJ	10.1	0.175	6.817	NR	0.006	0	0	0	0	0	0	0.037	0	0.119	-0.217
PERM	MJ	0	0	0	NR	0	0	0	0	0	0	0	0	0	0	0
PERT	MJ	10.1	0.175	6.817	NR	0.006	0	0	0	0	0	0	0.037	0	0.119	-0.217
PENRE	MJ	154	13.9	113	NR	0.005	0	0	0	0	0	0	3.351	0	7.634	-9.946
PENRM	MJ	0	0	0	NR	0	0	0	0	0	0	0	0	0	0	0
PENRT	MJ	154	13.9	113	NR	0.005	0	0	0	0	0	0	3.351	0	7.634	-9.946
SM	kg	2.57	0	0	NR	0	0	0	0	0	0	0	0	0	0	0
RSF	MJ	0	0	0	NR	0	0	0	0	0	0	0	0	0	0	0
NRSF	MJ	0	0	0	NR	0	0	0	0	0	0	0	0	0	0	0
FW	m <sup>3</sup>	0.086	0.002	0.085	NR	2.08E-04	0	0	0	0	0	0	0.001	0	0.008	-0.026
Acronyms	PERE: Use of renewable primary energy excluding resources used as raw materials. PERM: Use of renewable primary energy resources used as raw materials. PERT: Total use of renewable primary energy. PENRE: Use of non-renewable primary energy excluding resources used as raw materials. PENRM: Use of non-renewable primary energy resources used as raw materials. PENRT: Total use of non-renewable primary energy. SM: Secondary material. RSF: Renewable secondary fuels. NRSF: Non-renewable secondary fuels. FW: Net use of fresh water.															

Output Flows for 1 m<sup>2</sup> of  
**Graniser Wall Tile**

Impact Category	Unit	A1-A3	A4	A5	B1	B2	B3	B4	B5	B6	B7	C1	C2	C3	C4	D
HWD	kg	0.002	0	0	0	0	0	0	0	0	0	0	0	0	0	0
NHWD	kg	0.021	0	0	0	0	0	0	0	0	0	0	0	0	0	0
RWD	kg	0	0	0	0	0	0	0	0	0	0	0	0	0	0	0
CRU	kg	0	0	0	0	0	0	0	0	0	0	0	0	0	0	0
MFR	kg	0	0	0	0	0	0	0	0	0	0	0	0	0	0	0
MER	kg	0	0	0	0	0	0	0	0	0	0	0	0	0	0	0
EE (Electrical)	MJ	0	0	0	0	0	0	0	0	0	0	0	0	0	0	0
EE (Thermal)	MJ	0	0	0	0	0	0	0	0	0	0	0	0	0	0	0
Acronyms	HWD: Hazardous waste disposed. NHWD: Non-hazardous waste disposed. RWD: Radioactive waste disposed. CRU: Components for reuse. MFR: Material for recycling. MER: Materials for energy recovery. EE (Electrical): Exported energy electrical. EE (Thermal): Exported energy. Thermal.															



# References

## Environmental Product Declarations

/GPI/ General Programme Instructions of the International EPD® System. Version 4.0.

/EN ISO 9001/ Quality Management Systems - Requirements

/EN ISO 14001/ Environmental Management Systems - Requirements

/ISO 14020:2000/ Environmental Labels and Declarations — General principles

/EN 15804:2012+A2:2019/ Sustainability of construction works - Environmental Product Declarations — Core rules for the product category of construction products

/ISO 14025/ DIN EN ISO 14025:2009-11: Environmental labels and declarations - Type III environmental declarations — Principles and procedures

/ISO 14040/44/ DIN EN ISO 14040:2006-10. Environmental management - Life cycle assessment - Principles and framework (ISO14040:2006) and Requirements and guidelines (ISO 14044:2006)

/PCR for Construction Products and CPC 54 Construction Services/ Prepared by IVL Swedish Environmental Research Institute. Swedish Environmental Protection Agency, SP Trä, Swedish Wood Preservation Institute. Swedisol. SCDA. Svenskt Limträ AB. SSAB. The International EPD System. 2019:14 Version 1.11 DATE 2019-12-20

/The International EPD® System/ The International EPD® System is a programme for type III environmental declarations. maintaining a system to verify and register EPD®s as well as keeping a library of EPD®s and PCRs in accordance with ISO 14025. [www.environdec.com](http://www.environdec.com)

/Ecoinvent / Ecoinvent Centre. [www.ecoinvent.org](http://www.ecoinvent.org)

/SimaPro/ SimaPro LCA Software. Pré Consultants. the Netherlands. [www.pre-sustainability.com](http://www.pre-sustainability.com)

# Contact Information

Programme	EPD registered through fully aligned regional programme: EPD Turkey: <a href="http://www.epdturkey.org">www.epdturkey.org</a>	The International EPD® System <a href="http://www.environdec.com">www.environdec.com</a>
-----------	---	---



Programme operator	EPD Turkey: SÜRATAM – Turkish Centre for Sustainable Production Research & Design Nef 09 B Blok No:7/15. 34415 Kağıthane / Istanbul. TURKEY  <a href="http://www.epdturkey.org">www.epdturkey.org</a> <a href="mailto:info@epdturkey.org">info@epdturkey.org</a>	EPD International AB Box 210 60 SE-100 31 Stockholm. Sweden  <a href="http://www.environdec.com">www.environdec.com</a> <a href="mailto:info@environdec.com">info@environdec.com</a>
--------------------	--	---

Owner of the declaration	 Head Office: Halkapınar Mahallesi 1203/11 Sokak Mega-pol Çarşı Kule No: 5-7 23. Kat No: 231 Konak – İZMİR. TURKEY  Factory: Organize Sanayi Bölgesi 10. Cd. No:14 Akhisar – MANİSA. TURKEY	Contact: Management Representative Burcu AYDINDEMİR  Phone : +90 232 486 50 70 Fax : +90 232 486 10 70  Phone : +90 236 427 26 05 Fax : +90 232 427 25 55  <a href="http://www.graniser.com.tr">www.graniser.com.tr</a> <a href="mailto:info@graniser.com.tr">info@graniser.com.tr</a>
--------------------------	---	---

LCA practitioner	 Turkey: Lalegül Sok. No:7/18 Kağıthane 34415 4. Levent – Istanbul. Turkey +90 212 281 13 33	United Kingdom: 4 Clear Water Place Oxford OX2 7NL. UK 0 800 722 0185  <a href="http://www.metsims.com">www.metsims.com</a> <a href="mailto:info@metsims.com">info@metsims.com</a>
------------------	---	--

3rd party verifier		LCA Studio Prof. Vladimír Kočí Šárecká 5,16000 Prague 6 - Czech Republic <a href="http://www.lcastudio.cz">www.lcastudio.cz</a>
--------------------	---	---

